

# IFB125-FL-DC Quick Guide

## Checklist

- ✓ IFB125-FL System Unit x 1
- ✓ IFB125-FL Quick Installation Guide x 1
- ✓ Din-rail Kit x1
- ✓ Power terminal block x 1
- ✓ DIO terminal block x 1
- ✓ Console cable x 1

*Note: Please contact your local vendors if any damaged or missing items.*

*Note: Please download below data from Axiomtek's website as below list if you have the demand.*


- *BSP support package.*
- *Software User's Manual*
- *Hardware User's Manual*

<http://www.axiomtek.com/Default.aspx?MenuId=Products&FunctionId=ProductView&ItemId=24247&upcat=134>

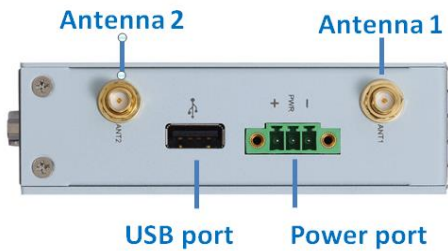
## I/O Outlets

The following figures show you I/O outlets on front view and top view of the IFB125-FL-DC

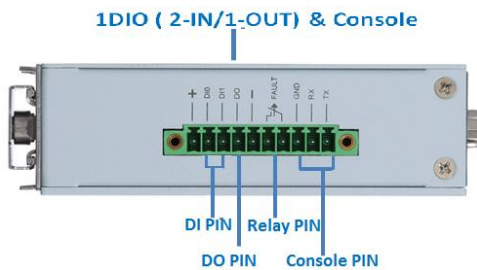
- **Front View**



- **Top View**



- **Bottom View**



- **Installing Din-rail Mounting**

Prepare DIN Mount assembling components (screws and bracket) ready.



# Dimensions

